





### 42" 12pt open frame touch monitor built into an eye catching bezel with edge-to-edge glass

With 1920x1080 Full HD resolution and Projective Capacitive 12 point touch technology, the ProLite TF4237MSC-B4AG delivers seamless and accurate touch response. Featuring an AMVA3 LED LCD screen technology, it offers exceptional colour performance, high contrast and wide viewing angles, making it a perfect display for Interactive Digital Signage. In addition to the superb image quality, the screen comes with a rugged bezel and the panel withstands the 60950-1 ball drop test, making it suitable for demanding environments like table top integration. The ProLite TF4237MSC-B4AG is the ideal solution for Interactive Digital Signage, Instore Retail, Kiosks, Gaming and Interactive Presentations.



#### Touch technology - Capacitive

This technology uses a sensor-grid of micro-fine wires integrated into the glass that covers the screen. Touch is detected because electrical characteristics of the sensor grid change when human finger is placed on the glass. Thanks to the glass overlay this technology is highly durable, and the touch function remains unaffected even if the glass is scratched. It offers perfect picture performance and will work with human finger (also latex gloved) and stylus-pen.



#### Open frame

Open frame monitors feature special mounting screw holes on all sides of the monitor that can be used for installing the monitor. Open Frame monitors are an ideal solution for kiosk integrators and Instore Retail.

## 01 DISPLAY CHARACTERISTICS

<b>Design</b>	Open Frame
<b>Diagonal</b>	42", 106.5cm
<b>Panel</b>	AMVA3 LED, AG coated glass
<b>Native resolution</b>	1920 x 1080 (2.1 megapixel Full HD)
<b>Aspect ratio</b>	16:9
<b>Panel brightness</b>	500 cd/m <sup>2</sup>
<b>Brightness</b>	420 cd/m <sup>2</sup> with touch
<b>Light transmittance</b>	84%
<b>Static contrast</b>	4000:1
<b>Response time (GTG)</b>	8ms
<b>Viewing zone</b>	horizontal/vertical: 178°/178°, right/left: 89°/89°, up/down: 89°/89°
<b>Colour support</b>	16.7mln
<b>Horizontal Sync</b>	31.47 - 67.5kHz
<b>Viewable area W x H</b>	930.24 x 523.26mm, 36.6 x 20.6"
<b>Pixel pitch</b>	0.4845mm
<b>Bezel colour and finish</b>	black, matte

## 02 TOUCH

<b>Touch technology</b>	projective capacitive
<b>Touch points</b>	12 (HID, only with supported OS)
<b>Touch method</b>	stylus, finger, glove (latex)
<b>Touch interface</b>	USB
<b>Supported operating systems</b>	All iiyama monitors are Plug & Play and compatible with Windows and Linux. For details regarding the supported OS for the touch models, please refer to the driver instruction file available in the downloads section.

## 03 INTERFACES / CONNECTORS / CONTROLS

<b>Analog signal input</b>	VGA x1
<b>Digital signal input</b>	DVI x1 HDMI x1
<b>Audio input</b>	Mini jack x1
<b>Monitor control input</b>	IR x1
<b>Audio output</b>	Speakers 2 x 7W

## 04 FEATURES

<b>Max. non-stop operating time</b>	24/7
<b>Glass thickness</b>	4mm
<b>60950 Ball drop test</b>	yes
<b>Water and dust protection</b>	IP1 (front)
<b>Housing (bezel)</b>	metal
<b>OSD key lock</b>	yes

## 05 GENERAL

<b>OSD languages</b>	EN, DE, FR, ES, IT, RU, NL, PL
----------------------	--------------------------------

<b>Control buttons</b>	Power, Scroll up/ Volume+, Scroll down/ Volume-, Auto/Exit, Input Select/OK, Menu
<b>User controls</b>	contrast, brightness, colour settings, display settings (aspect ratio, gamma, sharpness, H. position, V. position, clock, phase, auto adjust) other settings (language, OSD time out, volume, mute, fan, anti image retention, opening logo, factory reset) schedule settings (date and time, timer day set, on timer input select, reset) input source, information
<b>Plug&amp;Play</b>	DDC2B

## 06 MECHANICAL

<b>Orientation</b>	landscape, portrait, face-up
<b>VESA mounting</b>	400 x 200mm

## 07 ACCESSORIES INCLUDED

<b>Cables</b>	power, VGA, DVI, USB
<b>Guides</b>	quick start guide, safety guide
<b>Remote control</b>	yes (batteries included)

## 08 POWER MANAGEMENT

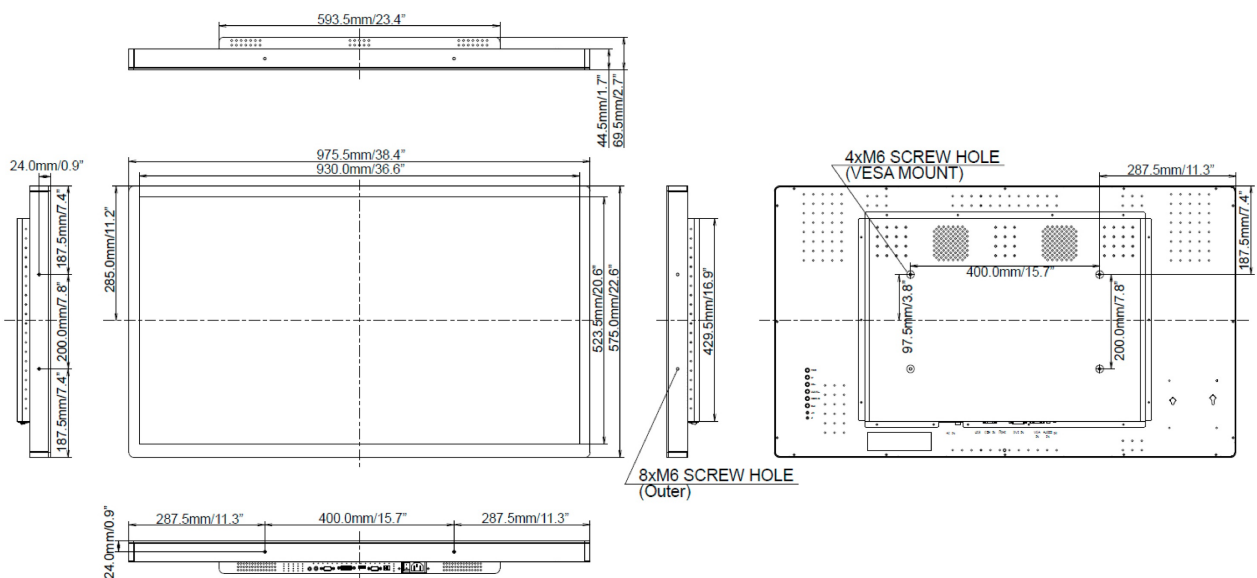
<b>Power supply unit</b>	internal
<b>Power supply</b>	AC 100 - 240V, 50/60Hz
<b>Power usage</b>	70W typical, 0.5W stand by, 0.5W off mode

## 09 SUSTAINABILITY

<b>Regulations</b>	CE, TÜV-Bauart, RoHS support, ErP, WEEE, CU, REACH
<b>REACH SVHC</b>	above 0.1%: Lead

## 10 DIMENSIONS / WEIGHT

<b>Product dimensions W x H x D</b>	975.5 x 575 x 69.5mm
<b>Weight (without box)</b>	25kg



*All trademarks and registered trademarks acknowledged. E & O E. Specification subject to change without notice. All LCD's comply with ISO-9241-307:2008 in connection with pixel defects.*

© IYAMA CORPORATION. ALL RIGHTS RESERVED