

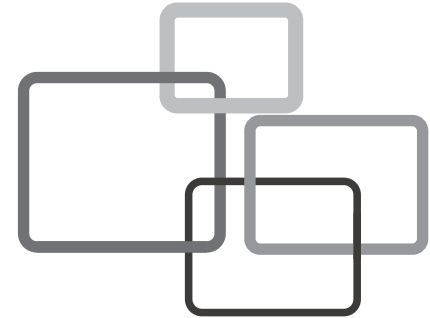
Hereby, iiyama corporation declares that the radio equipment is in compliance with Directive 2014/53/EU and Radio Equipment Regulations 2017. The full text of the EU and UK declaration of conformity is available at the following internet address:
www.iiyama.com

SAFETY WARNING

- Before using and operating this device, please read thoroughly and comply with the following precautions in order to prevent accidents or mal-operations.
- Do not charge or use the device in dusty or wet conditions, to prevent internal circuit failure.
- Keep the device away from heat sources such as an electric heater.
- This device and its parts may contain some small components, so keep the product out of reach of children to prevent accidents.
- This device is not water-resistant, please keep it dry.
- The normal working temperature for the product is 0°C~40°C, and the normal working humidity is 10%~90%.
- Please contact professional service personnel for maintenance services.
- Do not insert any sharp or pointed object into the device.
- Prevent the device from falls and collisions with other objects, which may cause damages.
- There are heating hole on back cover, do not spray water to it or use damp cloth for cleaning;
- Please call professional personnel for maintenance service.

User Manual

OWM002 WIFI Module





We recommend recycling of used product. Please contact your dealer or iiyama service center. Recycle information is obtained via the Internet, using the address:
<http://www.iiyama.com>
You can access the Web page of different countries from there.

STATEMENT

The image shown in this manual is indicative only. If there is inconsistency between the image and the actual product, the actual product shall govern.

Please refer to <http://www.iiyama.com/connect> to download the User manual.

FEATURES

- ◆ Dual wifi bandwidth: 2.4GHz / 5GHz.
- ◆ Using new generation 11AX, wireless transmission rate could reach up to 1201Mbps on 5GHz wifi bandwidth.
- ◆ Set as a public hotspot, to let your phone, pad, notebook get online, when the Interactive Flat Panel is connected to the Internet.
- ◆ Auto adjust the bandwidth to avoid crowd bandwidth and channel interference, to get a more stable wifi.
- ◆ Bluetooth 5.0 : one to one pair to transfer files and data.

RF&POWER

| | Frequency Range | Output Power (Max.) |
|--------|------------------|---------------------|
| BT | 2402 to 2480 MHz | 7.29 dBm |
| BLE | 2402 to 2480 MHz | 7.29 dBm |
| 2.4GHz | 2412 to 2472 MHz | 18.92 dBm |
| 2.4GHz | 2422 to 2462 MHz | 19.14 dBm |
| 5GHz | 5150 to 5350 MHz | 18.90 dBm |
| 5GHz | 5470 to 5725 MHz | 17.37 dBm |
| 5GHz | 5745 to 5825 MHz | 13.58 dBm |
| | | |

CHECKING THE CONTENTS OF THE PACKAGE

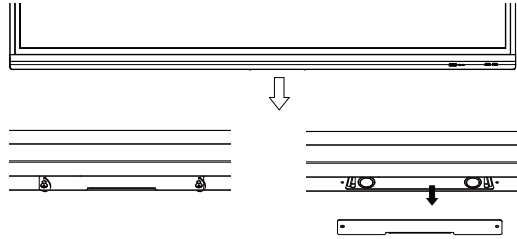
- WiFi Module x 1
- Installation manual x 1 (this document)

INSTALLATION PROCEDURE

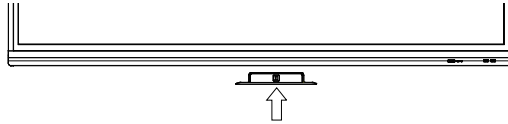
NOTE

- Before mounting and using the Monitor, please follow the steps below to install the WiFi module. The installation should be performed by at least two adult persons to avoid danger and injuries.
- Please make sure the power cable of the Monitor is disconnected before installation.

1. Remove the screws and cover on the bottom of the monitor.



2. Insert the WiFi module fully into the monitor along the direction of the arrow.



3. Complete assembly.



NOTE

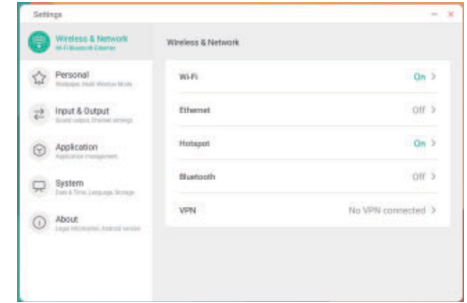
This WiFi module only works for the monitor by plugging it into the above slot.


WiFi SPECIFICATION

Wifi-Standard: Support 802.11 a/b/g/n/ac/ax
Bluetooth: Support 2.1+EDR/3.0/4.x/5.0
Operating Frequency (BT): 2.4G
Operating distance: 10M

WiFi SETTINGS

1. After completing the installation, turn on the monitor, and the WiFi module will run automatically. Click "Settings" menu on the screen, you can see the following interface.



2. Click "Wi-Fi", enter the following WiFi setting interface. Click the icon "  ", you can turn on/off the WiFi function.

